General Information on Corona Safety Measures:

At the airport, using SkyTrain, in the regular train, and in public transport you are required to wear a FFP2 or surgical face mask in addition to general corona recommendations.

How to Travel to Bochum from Düsseldorf Airport

Overview:

The following guide is supposed to help you with arriving in Bochum as smoothly as possible. Going from Düsseldorf Airport to Bochum Main Station is done in three steps. First, you will head from the arrival terminal to the station of the airport's SkyTrain. It might also be necessary to buy a ticket for this transit from the airport to the actual railway station. For more information, please see below.

Afterwards, you will board the SkyTrain which takes you directly to train station 'Bahnhof Düsseldorf Flughafen'.

The last step is entering a train going to Bochum main station. You can also find information on buying tickets for the ordinary public transport going from there. At the very end, you will also find additional information on how to go from Bochum Main Station to Ruhr-University Bochum.

1. Reaching SkyTrain

After picking up your luggage use one the exits to get to the entrance hall at ground level. The exits are encircled in the overview of below. **The folder also contains a full interactive pdf showing all airport facilities.**

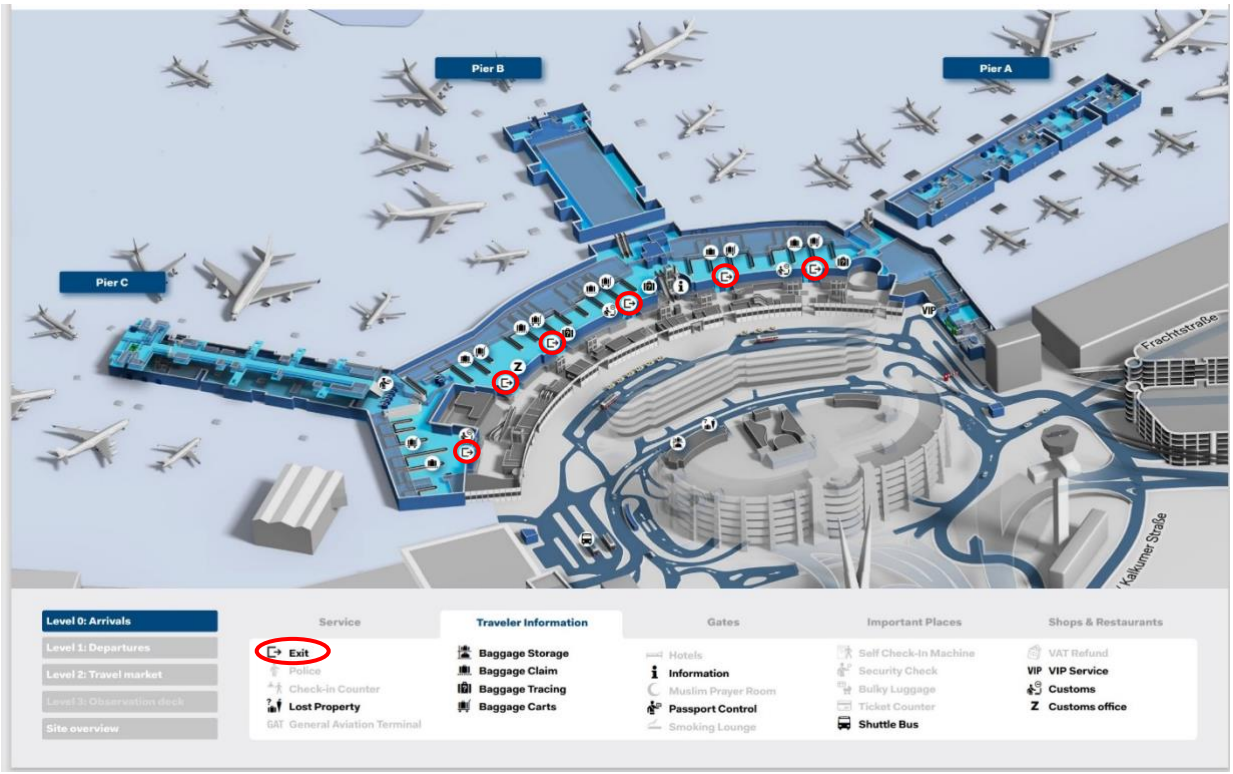

In the entrance hall look for signs saying 'SkyTrain' like the one pictured below.

Next, use an elevator or escalator to get to the either of the two SkyTrain platforms (Terminal A/B or Terminal C) shown below.

Please beware that boarding the SkyTrain requires you to have a valid ticket. Free transfer is included in all tickets from 'Bahnhof Düsseldorf Flughafen' to Bochum using the regional train provider 'VRR', and also if you booked a 'Fly & Rail ticket'. Should you decide to travel with Deutsche Bahn instead, the transfer is not included, and you will have to purchase a SkyTrain ticket at the platform. If you do not have a ticket for the SkyTrain or want to buy a ticket for public transport, please look out for a ticket machine like the ones below and follow our information on buying a ticket of SkyTrain. Ticket prices can differ from the pictures as prices are regularly adjusted by the German railway companies.

General information on buying from a ticket machine

If you buy a ticket from an on-site ticket machine, change the language settings first. The modern ticket machines have a small bar at the bottom of the screen where you can select English and possibly your native language (see next picture). Older machines have a language icon at the bottom right corner of the screen.

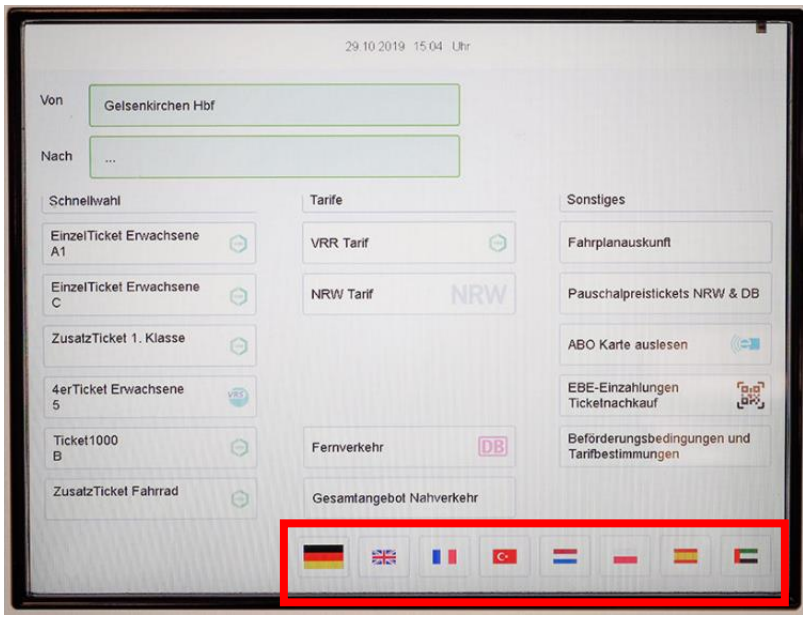

After entering your destination, you will be offered the option to buy the ticket pre- (recommended) or unvalidated. In the latter case you need validate the ticket using by stamping it at one of the validators such as the ones shown below. Tickets which are prevalidated have an indication printed on them saying 'Ticket bereits entwertet' (prevalidated) as shown with an exemplary ticket here:

If you bought an unvalidated ticket, insert it into a validator like the ones shown on the next page (color may differ) with the area marked by green bar in the picture or in the direction of the arrow first to void the ticket. If you still need to void your ticket at the train station, it is recommended that you use the validators next to the vending machine or on the feeder level (usually at the top of the escalator or steps) and on the platforms looking like the one shown below as some platforms miss them.

<u>Please note:</u> Tickets for IC and ICE trains from Deutsche Bahn are usually larger in size and do not need be validated before boarding the train. Instead, the ticket inspector will scan the QR code upon control.

2. Skytrain to airport train station (Bahnhof Düsseldorf Flughafen)

<u>Please also note:</u> To travel to the airport's train station ('Bahnhof Düsseldorf Flughafen') with the SkyTrain you need a valid ticket. For more information see above.

The SkyTrain departs every 3, 5 or 7 minutes depending on the time of the day. The train station is the terminal point and depending on which platform you chose (Terminal A/B or C) is 2 or 3 stops away (and 5 or 7 Minutes respectively) from the railway station. The sequence of stops is Terminal C -> Terminal A/B -> Parking P4, P5 and the final stop, your destination, "Düsseldorf Airport Railway Station". The route is shown in the following picture. After arriving at the final stop and leaving the train please make sure, whether you need a ticket for public transport, and follow the signs to the train station, which is in a very short walking distance, as you can see on the picture as well.

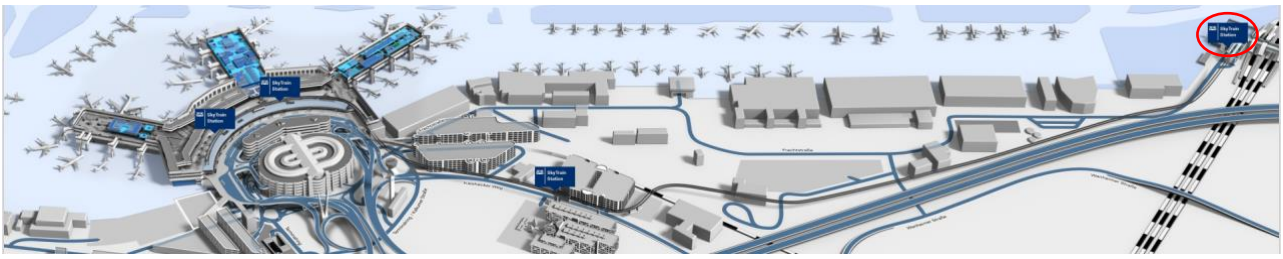

3. Ticket options and travel to Bochum

Because you are now about to enter ordinary public transport to Bochum, you might again be required to buy a ticket before entering a train if you do not already own one. Again, for doing so one of the ticket machines shown above can be used.

3.1 Ticket options from VRR

There are two options: First is the VRR (Regional train service provider). To Bochum VRR trains (RE) are marginally slower (43 vs. 33 minutes Deutsche Bahn's fast trains (ICE)), however they include free use of SkyTrain and public transport in Bochum (both of which must be bought separately if you opt for ICE). If you chose a VRR ticket, please remember that these tickets are **only valid for regional trains** (**RE**, **RB**, **S**) and not for faster InterCity trains (**IC**, **ICE**). There are two train lines that stop in Düsseldorf Airport Train Station and Bochum: **RE 6** (Direction Paderborn Hauptbahnhof) and **RE 11** (Direction Hamm or Minden HBF). Train

numbers and endpoints can differ at times. The correct train number and platform will either be printed onto your ticket or can be shown during buying.

You can choose between two tickets from VRR.

The first option is **single ticket price level D** ('Einzelticket Preisstufe D') currently costing 15,40€ and only sold at VRR vending automats. It is valid for **5 hours traveling in a single direction** (i.e., from Düsseldorf to Bochum) after the train you chose departed (prevalidated ticket) or voiding the ticket (unvalidated ticket). If your train is delayed, the delay will be subtracted from the tickets remaining validity.

Even though you can't buy the single ticket price level D online, you can look up the connection and the platform the train arrives at beforehand at https://bahn.com/en using inserting the stations as shown next. Alternatively, you can also note or photograph platform information when buying from a ticket machine.

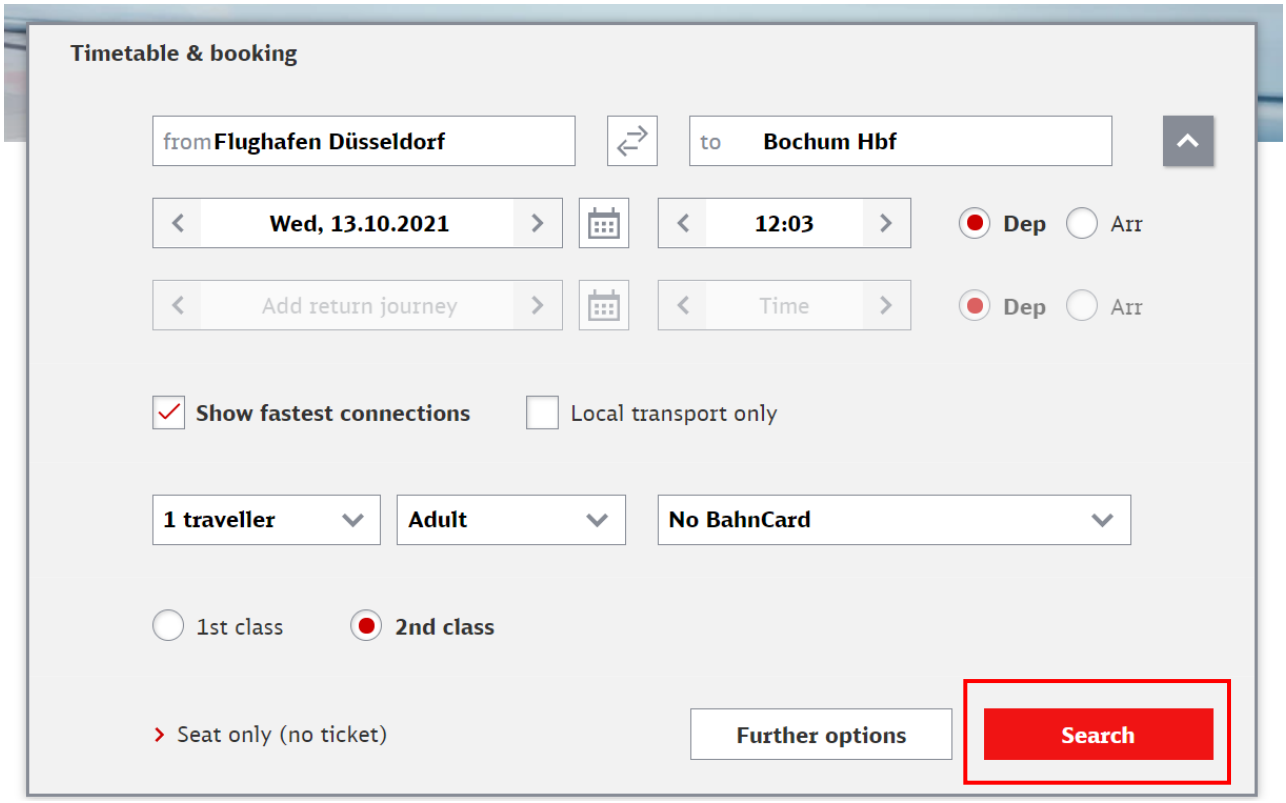

Select '**Search**'. The next page lists the upcoming connection. To reveal the platform, click 'To offer selection' as shown below.

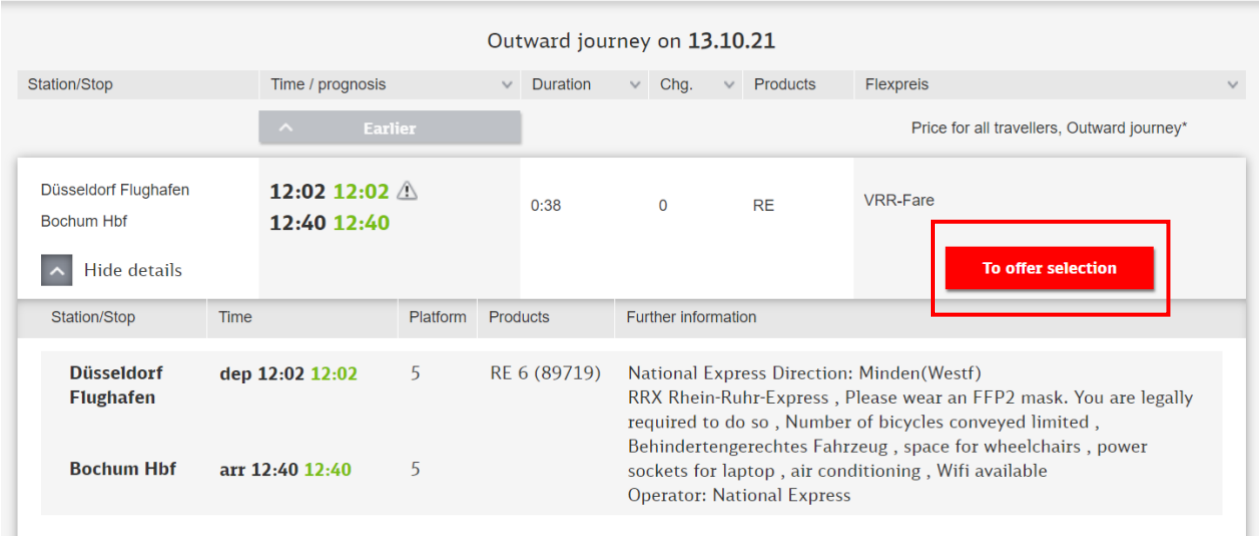

Alternatively, you can buy a **24-hour-ticket single pricelevel D** (**24-Stunden-Ticket 1 Person Preisstufe D**) (also available online at https://www.bahn.com/en, for buying tickets online see the paragraph on booking Deutsche Bahn tickets). It is 29,80€ and allows free travel in the entire VRR area of validity (including Bochum) for the remainder of the time (e.g., on the next day). Regarding delays and choice of trains the same rules as with '**Single ticket Price Level D**' apply. Again, if you buy a physical ticket at one of the vending machines, it is **important select the right price level** (i.e., price level D / Preisstufe D for either VRR option) and **check if the ticket needs to be voided** prior to boarding the train.

3.2 Deutsche Bahn and online tickets (including 24-hour VRR ticket)

To purchase a ticket online, visit https://www.bahn.com/en and enter the required information. You will be offered a list of connections closest to the specified time. Again, there are two types of trains that you can buy online.

1.) VRR (regional train service provider)

2.) Deutsche Bahn (DB) (national train service provider)

If you choose to buy the **24-hour ticket (24-Stunden Ticket)** online, follow the steps described to look up the connection. Choose a connection and select '**To offer selection**' as shown below (identical for Deutsche Bahn ICE tickets).

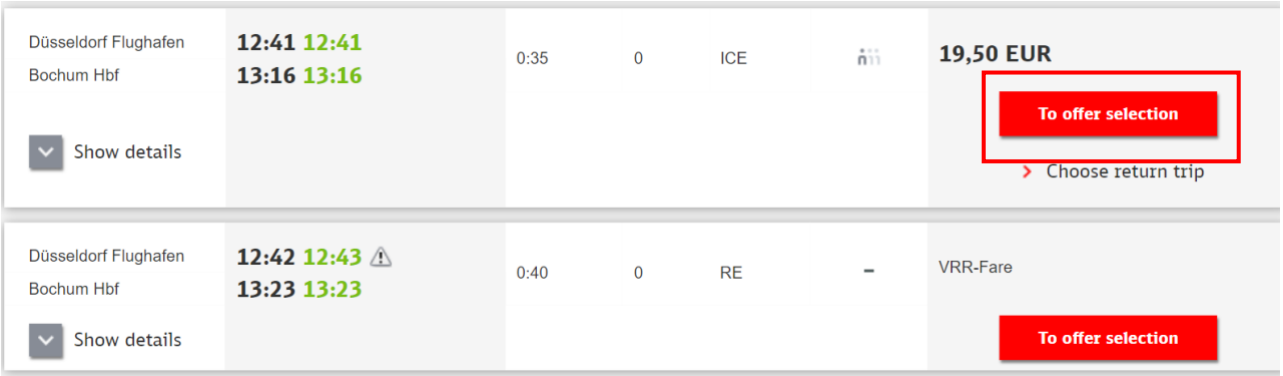

Depending on the ticket you have chosen, please either select **24 Stunden-Ticket 1 Person** (as shown next) for regional trains and **Super Sparpreis or Flexpreis** for ICE.

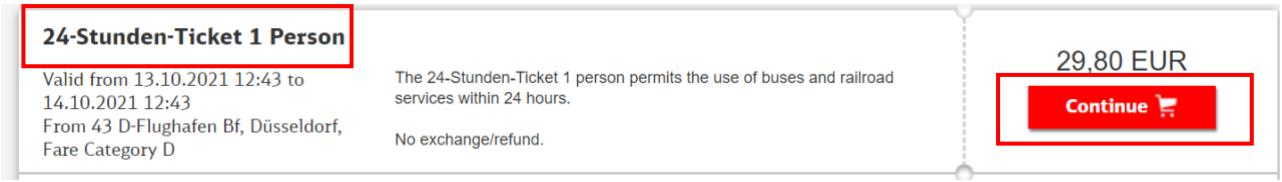

Buying the ticket does not require registration. Payments options include PayPal, credit card or instant transaction from your bank account via Klarna. After completing the payment, your ticket will be mailed to your specified mail address as a .pdf file. Access the file with your smartphone and we recommend store it on your phone, so you can access it easily, in case of a ticket inspection. For identification besides the QR code on the ticket file, you also need a valid identification document with a photo (**id-card or passport**). Tickets bought online do not need to be voided. The 24 hour-ticket is valid for 24 hours after the start of your journey, i.e., on boarding the train that you selected when buying it.

With Deutsche Bahn tickets (IC/ICE trains) you have two options, **Super SparPreis** (17,90€+) and **Flexpreis** (19,50€+). With the former you are required to use the specific train you selected, i.e., you are not permitted to board any other train, unless the train is delayed by more than 20 minutes. With Flexpreis you can chose

whatever train you want (including regional trains) on the day you bought your ticket on the requirement that you travel to the specified destination (Bochum).

With either ticket alternative for IC/ICE trains, **public transport is not free**, so you will have to buy a SkyTrain Ticket (1,70€) as well as another ticket for ordinary public transport in Bochum. The price depends on the location of your accommodation but a **single ticket Price Level A** (**Einzelticket Preisstufe A**) at 2,90€ will cover the entire city. Deutsche Bahn or ICE can also be purchased at a vending machine. Again, the procedure is like online (i.e., choose destination, select connection and ticket, and proceed to payment.).

4. **Traveling from Bochum central station ('Hauptbahnhof') to Ruhr-University**

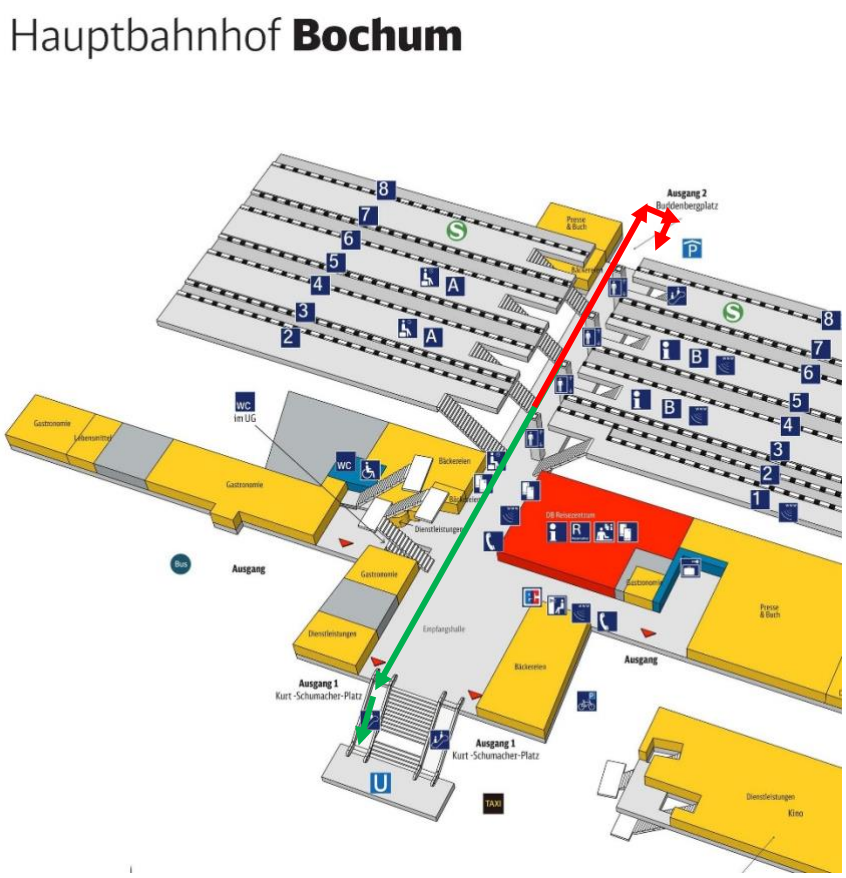

Purchasing a ticket (if you traveled with ICE)

Use a vending machine as described above. Remember to validate your ticket if needed. To travel to Ruhr-University you need to buy a '**Single ticket price level A' (**Einzelticket Preisstufe A) for 2,90€. It is valid for 90 minutes.

Upon leaving the platform and using escalator stairs or elevator to get to the distributor level either

1) (green arrows) head to the entrance hall (Empfangshalle) and take the stairs or escalator downstairs (the area marked with (U). Look for sign saying 'U35 **(Direction: Bochum Hustadt (Querenburg)** and follow them.

2) (red arrows) or in the other direction (Exit) 2 and just before the exit look for blue signs with the description **'Ruhr-Uni-Hustadt'** and follow the escalator down to the platform. The escalator is not part of the picture, but still inside the building.

The subway travels frequently, and the trip takes approximately 10 Minutes. The timetable for Monday-Friday, Saturday, Sunday in that order can be found in the Appendix below. The next stops are shown on displays and there is a (German) announcement before every stop. The last stop **before** you need to exit is '**Gesundheitscampus**'. From there, looking on the right-hand side in direction of travel, you should already be able to see the university buildings, and you will exit at Ruhr-University on the same side. Upon arrival take the escalator, stairs, or elevator to get to the bridge and turn right to move onto campus. A map of the campus is on the next page. You arrive with the subway at the blue 'U' (encircled in red) at the top center of the map, and the philosophy department is in building 'GA' (red box).

CAMPUS MAP

RUHR UNIVERSITÄT BOCHUM RUB

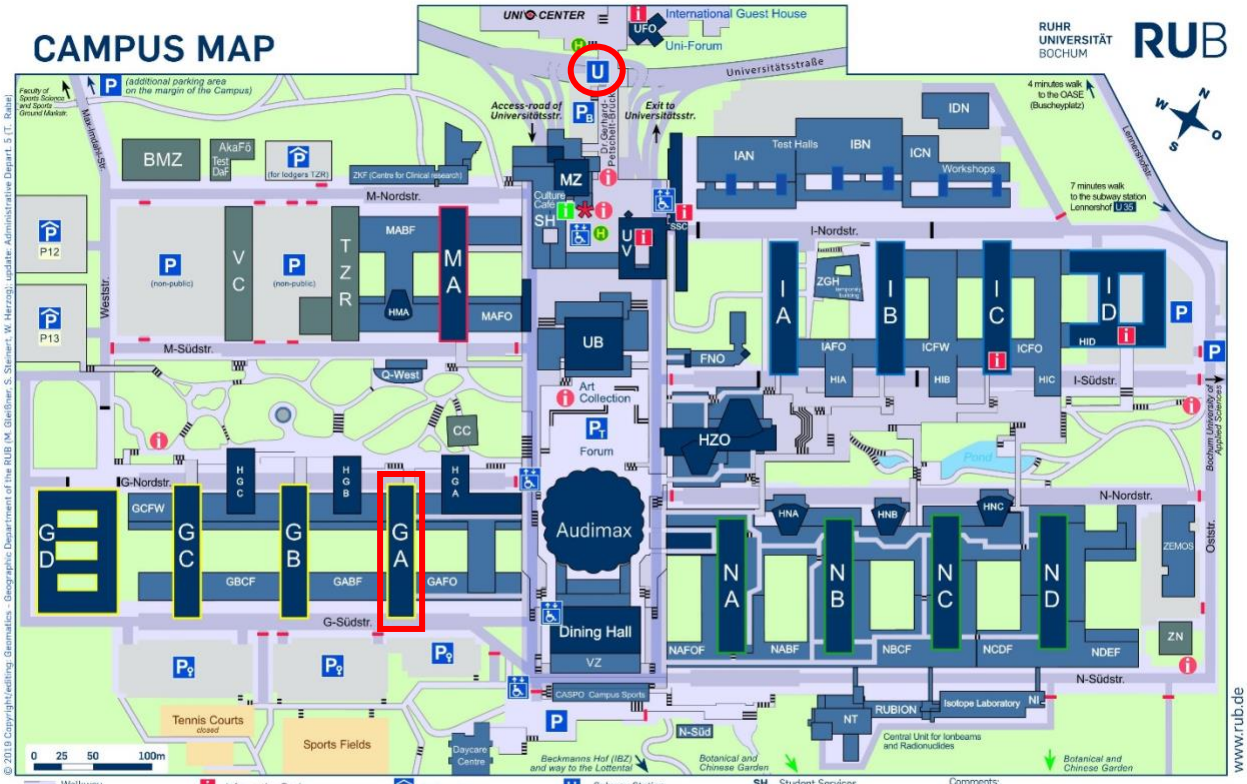

- Walkway
- Stairs
- Street
- Street Beneath the Campus
- Wall
- Green Area

- Information Desk
- Information
- Internal Information
- Outside Lift
- Bus Stop
- Gate (Access Restricted)
- Road Closed

- Parking Garage
- Parking Area
- Women's Parking Area
- Visitor Parking
- Central Parking Garage (Underground Parking Beneath the Campus)

- U Subway Station
- BMZR Centre for Biomedicine Ruhr
- CASPO Campus Sports Ground
- CC Campus Center
- FNO Forum Northeast
- HZO Lecture Hall Centre
- MSZ Multimedia Support Centre
- MZ Arts Centre
- IT.S IT.SERVICES

- SH Student Services
- SSC Student Service Center
- TZR Technology Centre Ruhr
- UB University Library
- UV University Administration
- VC Vita Campus
- VZ Convention Centre
- ZGH Center for Interface-Dominated High Performance Materials
- ZN Centre for Neuroinformatics

Comments:

GA, IA, MA, NA = Central Building of Row
Theme Colours: Yellow Shape = G-Row; Red = M-Row; Blue = I-Row; Green = N-Row
GAFO = Flat Area of the GA Building (*Example*)
HIA = Lecture Hall of the IA Building (*Example*)
Explanation (*Example*): NA 1/128: Building NA, Floor 1, Room 128
Remark: Floor 1 = 1st Floor; Floor 01 = 1st Floor Downstairs

* Downstairs Use Lift or Stairs to Get to the Print/Copy Office and and also 320, 370, 377

Appendix

1. Timetable for U35 (Subway / Tram) to Ruhr-University

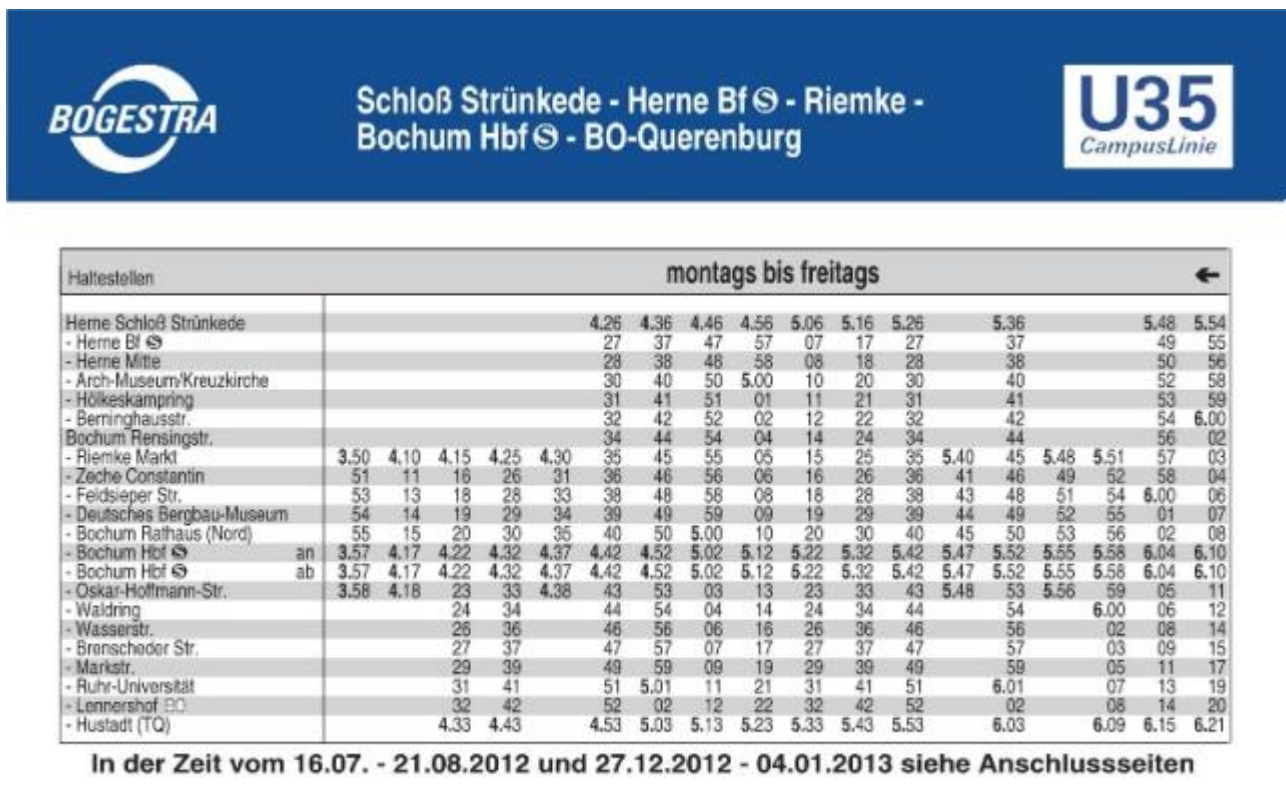
BOGESTRA — Schloß Strünkede - Herne Bf - Riemke - Bochum Hbf - BO-Querenburg — U35 CampusLinie

Haltestellen | montags bis freitags

Herne Schloß Strünkede; Herne Bf; Herne Mitte; Arch-Museum/Kreuzkirche; Hölkeskampring; Berninghausstr.; Bochum Rensingstr.; Riemke Markt; Zeche Constantin; Feldsieper Str.; Deutsches Bergbau-Museum; Bochum Rathaus (Nord); Bochum Hbf an; Bochum Hbf ab; Oskar-Hoffmann-Str.; Waldring; Wasserstr.; Brenscheder Str.; Markstr.; Ruhr-Universität; Lennershof; Hustadt (TQ)

In der Zeit vom 16.07. - 21.08.2012 und 27.12.2012 - 04.01.2013 siehe Anschlussseiten

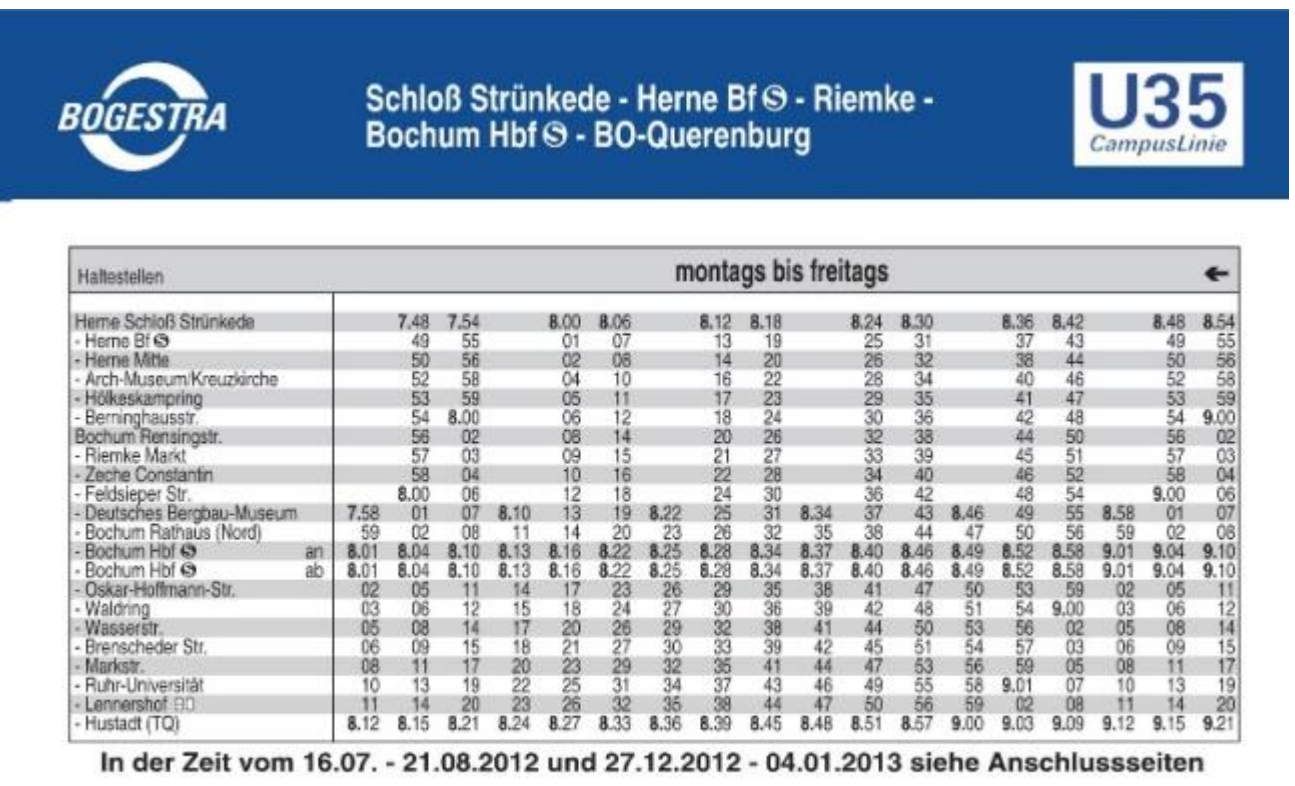
BOGESTRA — Schloß Strünkede - Herne Bf - Riemke - Bochum Hbf - BO-Querenburg — U35 CampusLinie

Haltestellen | montags bis freitags

In der Zeit vom 16.07. - 21.08.2012 und 27.12.2012 - 04.01.2013 siehe Anschlussseiten

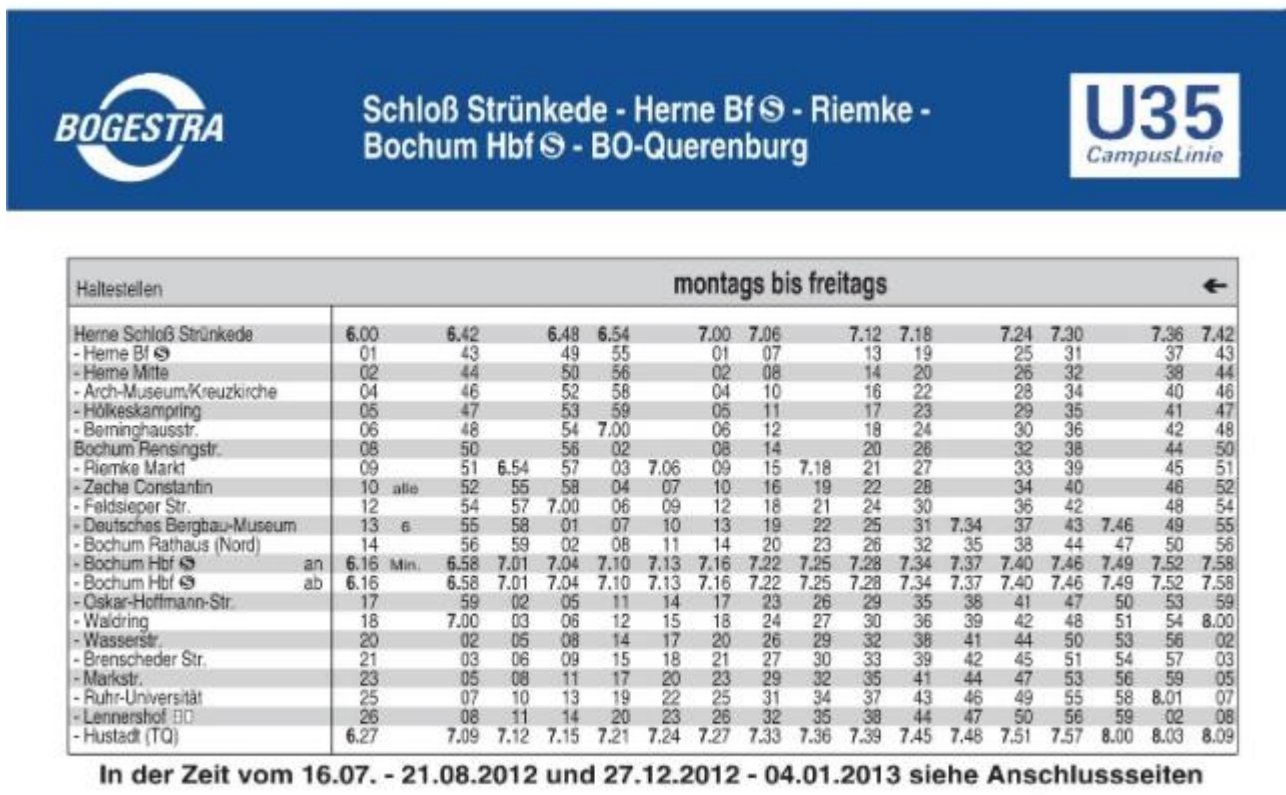
BOGESTRA — Schloß Strünkede - Herne Bf - Riemke - Bochum Hbf - BO-Querenburg — U35 CampusLinie

Haltestellen | montags bis freitags

In der Zeit vom 16.07. - 21.08.2012 und 27.12.2012 - 04.01.2013 siehe Anschlussseiten

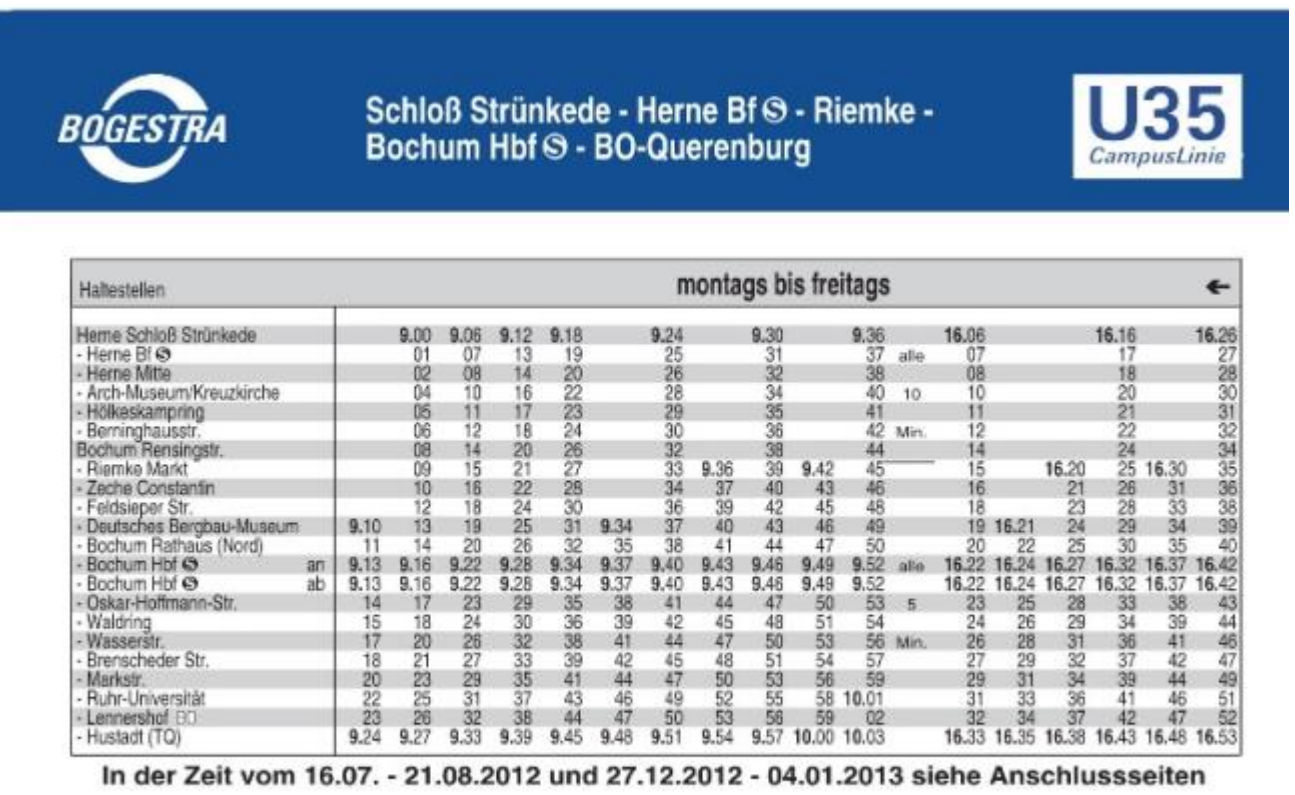
BOGESTRA — Schloß Strünkede - Herne Bf - Riemke - Bochum Hbf - BO-Querenburg — U35 CampusLinie

Haltestellen | montags bis freitags

In der Zeit vom 16.07. - 21.08.2012 und 27.12.2012 - 04.01.2013 siehe Anschlussseiten

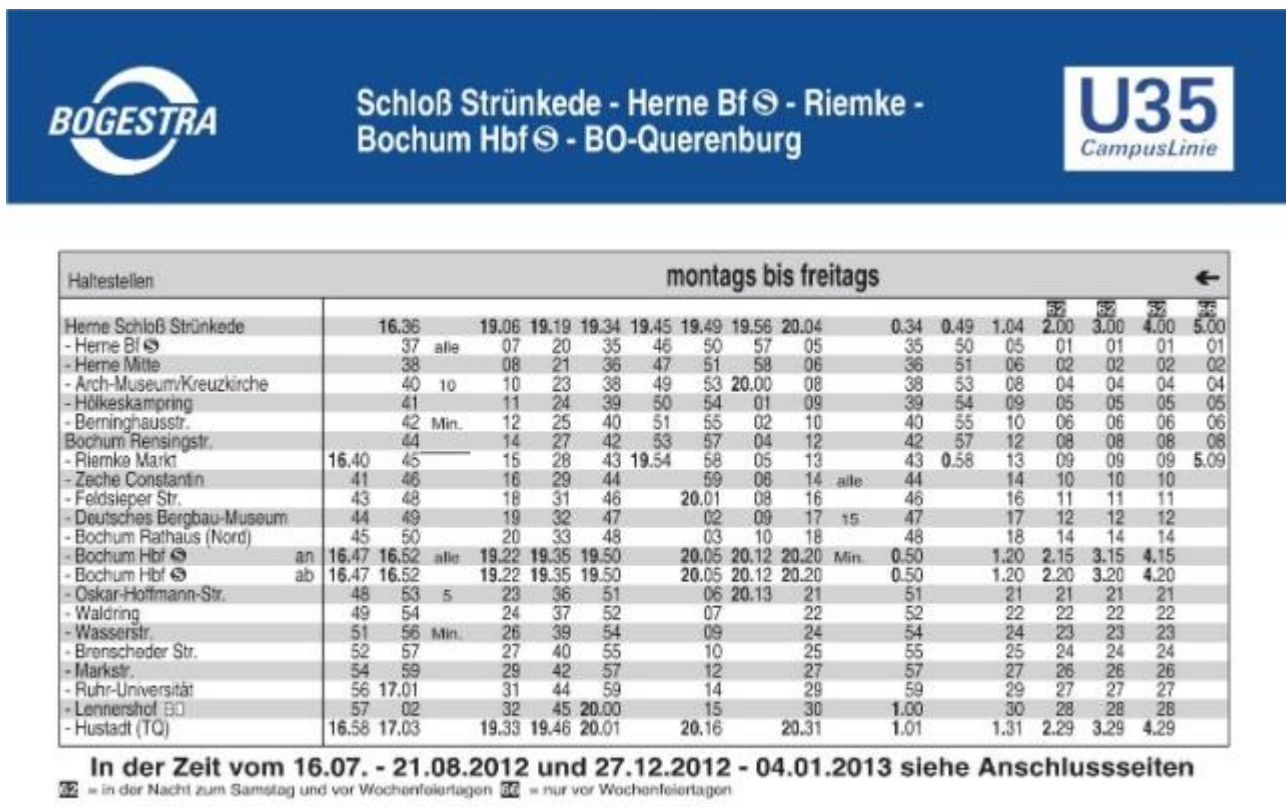
BOGESTRA — Schloß Strünkede - Herne Bf - Riemke - Bochum Hbf - BO-Querenburg — U35 CampusLinie

Haltestellen | montags bis freitags

In der Zeit vom 16.07. - 21.08.2012 und 27.12.2012 - 04.01.2013 siehe Anschlussseiten

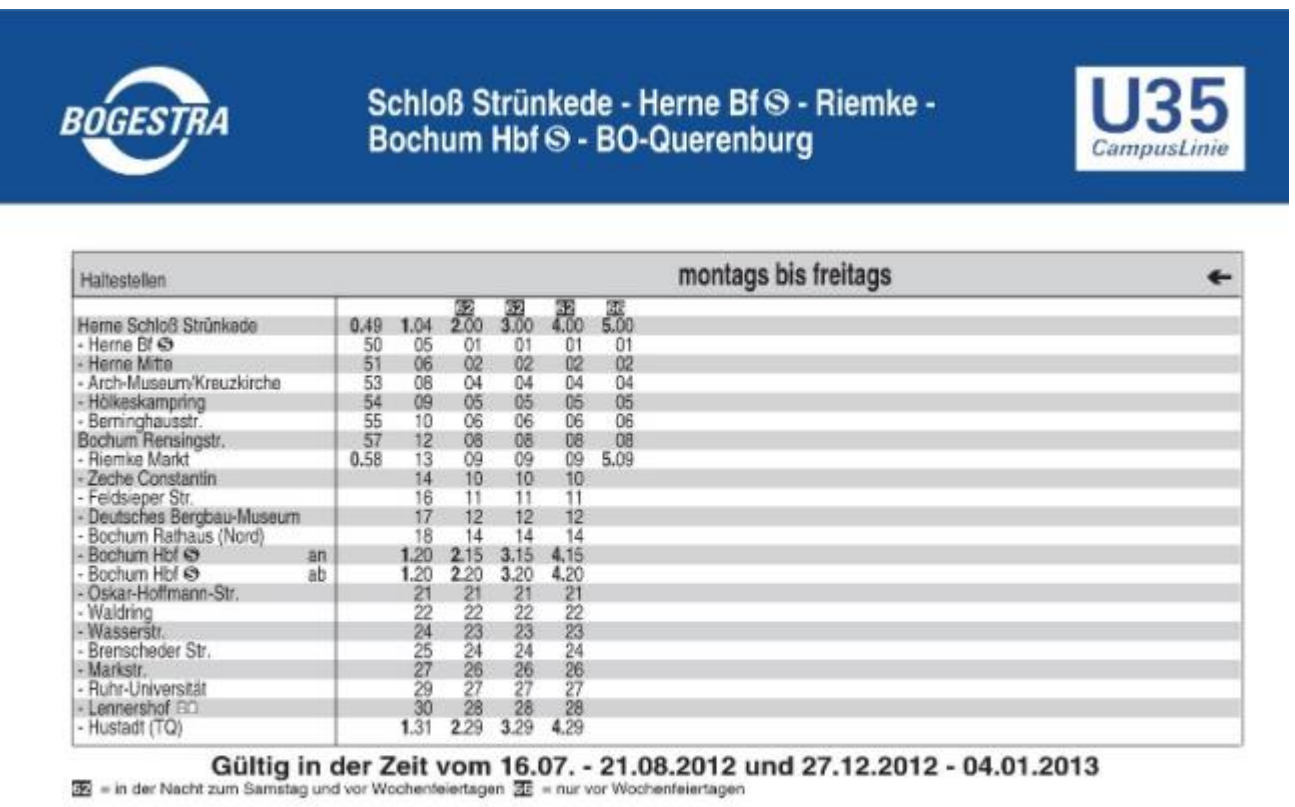
BOGESTRA — Schloß Strünkede - Herne Bf - Riemke - Bochum Hbf - BO-Querenburg — U35 CampusLinie

Haltestellen | montags bis freitags

Gültig in der Zeit vom 16.07. - 21.08.2012 und 27.12.2012 - 04.01.2013

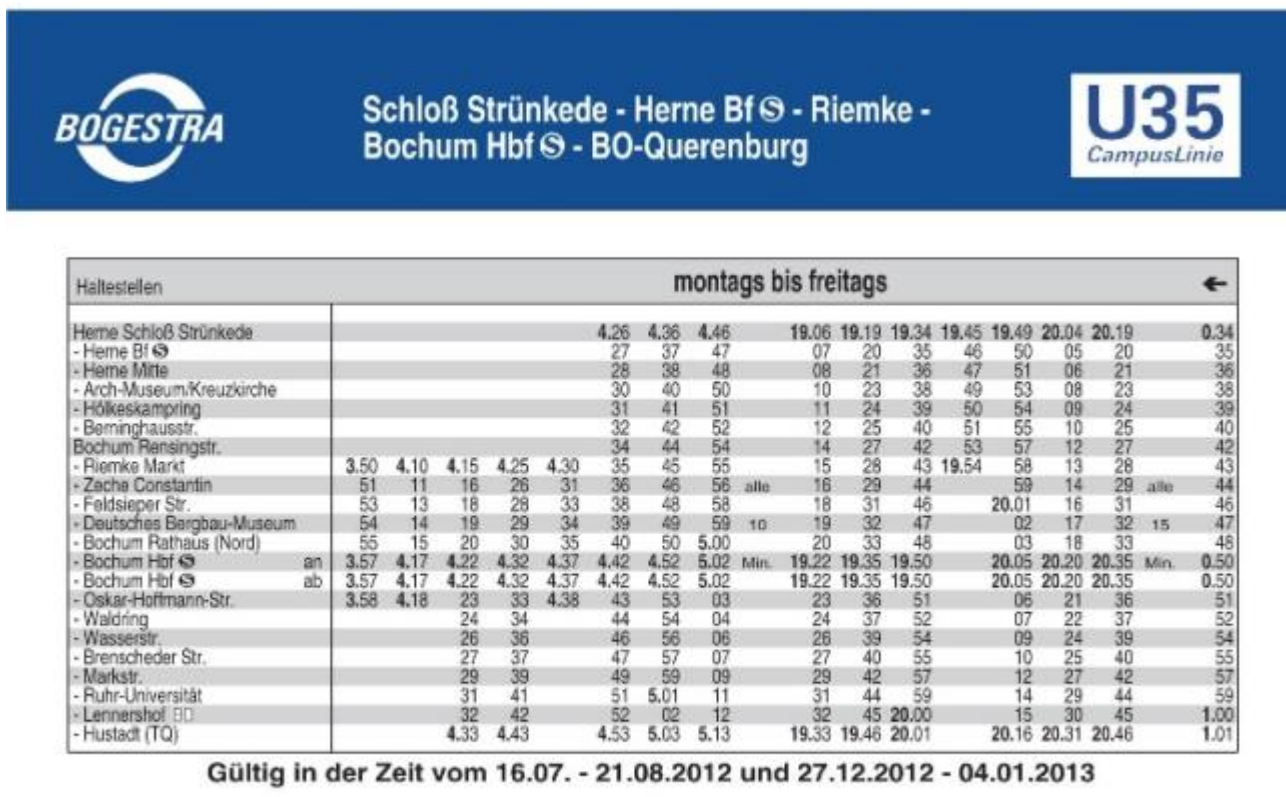
BOGESTRA — Schloß Strünkede - Herne Bf - Riemke - Bochum Hbf - BO-Querenburg — U35 CampusLinie

Haltestellen | montags bis freitags

Gültig in der Zeit vom 16.07. - 21.08.2012 und 27.12.2012 - 04.01.2013

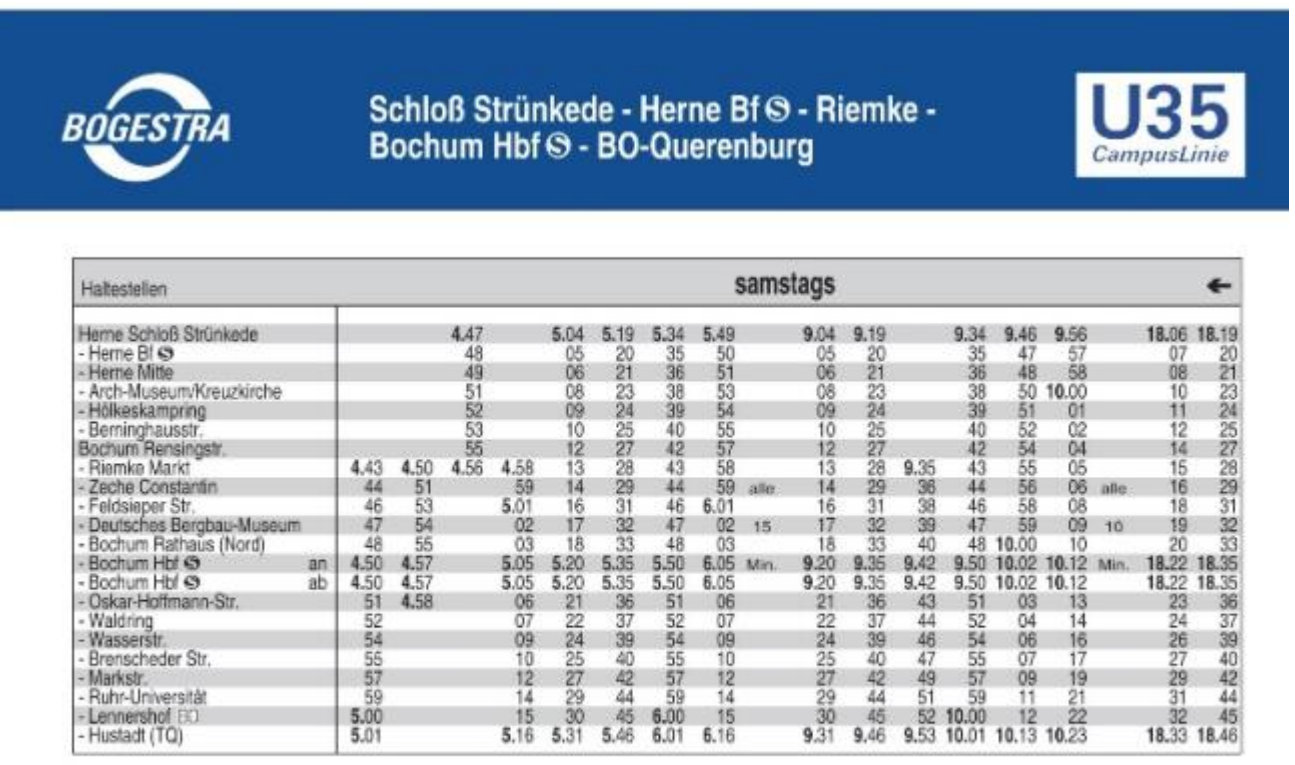
BOGESTRA — Schloß Strünkede - Herne Bf - Riemke - Bochum Hbf - BO-Querenburg — U35 CampusLinie

Haltestellen | samstags

BOGESTRA

Schloß Strünkede - Herne Bf - Riemke - Bochum Hbf - BO-Querenburg

U35 CampusLinie

Haltestellen	samstags																		
Herne Schloß Strünkede	18.34	18.41	18.49	19.04	19.19	19.34	19.49		0.04	0.19	0.34	0.49	1.04	2.00	3.00	4.00	5.00		
- Herne Bf	35	42	50	05	20	35	50		05	20	35	50	05	01	01	01	01		
- Herne Mitte	36	43	51	06	21	36	51		06	21	36	51	06	02	02	02	02		
- Arch-Museum/Kreuzkirche	38	45	53	08	23	38	53		08	23	38	53	08	04	04	04	04		
- Hölkeskampring	39	46	54	09	24	39	54		09	24	39	54	09	05	05	05	05		
- Berninghausstr.	40	47	55	10	25	40	55		10	25	40	55	10	06	06	06	06		
Bochum Rensingstr.	42	49	57	12	27	42	57		12	27	42	57	12	08	08	08	08		
- Riemke Markt	43	18.50	58	13	28	43	58		13	28	43	0.58	13	09	09	09	5.09		
- Zeche Constantin	44		59	14	29	44	59	alle	14	29	44		14	10	10	10			
- Feldsieper Str.	46		19.01	16	31	46	20.01		16	31	46		16	11	11	11			
- Deutsches Bergbau-Museum	47		02	17	32	47	02	15	17	32	47		17	12	12	12			
- Bochum Rathaus (Nord)	48		03	18	33	48	03		18	33	48		18	14	14	14			
- Bochum Hbf	an	18.50	19.05	19.20	19.35	19.50	20.05	Min.	0.20	0.35	0.50		1.20	2.15	3.15	4.15			
- Bochum Hbf	ab	18.50	19.05	19.20	19.35	19.50	20.05		0.20	0.35	0.50		1.20	2.20	3.20	4.20			
- Oskar-Hoffmann-Str.	51		06	21	36	51	06		21	36	51		21	21	21	21			
- Waldring	52		07	22	37	52	07		22	37	52		22	22	22	22			
- Wasserstr.	54		09	24	39	54	09		24	39	54		24	23	23	23			
- Brenscheder Str.	55		10	25	40	55	10		25	40	55		25	24	24	24			
- Marktstr.	57		12	27	42	57	12		27	42	57		27	26	26	26			
- Ruhr-Universität	59		14	29	44	59	14		29	44	59		29	27	27	27			
- Lennershof	19.00		15	30	45	20.00	15		30	45	1.00		30	28	28	28			
- Hustadt (TQ)	19.01		19.16	19.31	19.46	20.01	20.16		0.31	0.46	1.01		1.31	2.29	3.29	4.29			

BOGESTRA

Schloß Strünkede - Herne Bf - Riemke - Bochum Hbf - BO-Querenburg

U35 CampusLinie

Haltestellen	sonn- und feiertags																		
														FT	FT	FT	FT		
Herne Schloß Strünkede						6.34	6.49	7.04	7.19		0.34	0.49	1.04	2.00	3.00	4.00	5.00		
- Herne Bf						35	50	05	20		35	50	05	01	01	01	01		
- Herne Mitte						36	51	06	21		36	51	06	02	02	02	02		
- Arch-Museum/Kreuzkirche						38	53	08	23		38	53	08	04	04	04	04		
- Hölkeskampring						39	54	09	24		39	54	09	05	05	05	05		
- Berninghausstr.						40	55	10	25		40	55	10	06	06	06	06		
Bochum Rensingstr.						42	57	12	27		42	57	12	08	08	08	08		
- Riemke Markt	5.51	5.58	6.06	6.13	6.28	43	58	13	28		43	0.58	13	09	09	09	5.09		
- Zeche Constantin	52	59	07	14	29	44	59	14	29	alle	44		14	10	10	10			
- Feldsieper Str.	54	6.01	09	16	31	46	7.01	16	31		46		16	11	11	11			
- Deutsches Bergbau-Museum	55	02	10	17	32	47	02	17	32	15	47		17	12	12	12			
- Bochum Rathaus (Nord)	56	03	11	18	33	48	03	18	33		48		18	14	14	14			
- Bochum Hbf	an	5.58	6.05	6.13	6.20	6.35	6.50	7.05	7.20	7.35	Min.	0.50		1.20	2.15	3.15	4.15		
- Bochum Hbf	ab	5.58	6.05	6.13	6.20	6.35	6.50	7.05	7.20	7.35		0.50		1.20	2.20	3.20	4.20		
- Oskar-Hoffmann-Str.		5.59	06	6.14	21	36	51	06	21	36		51		21	21	21	21		
- Waldring			07		22	37	52	07	22	37		52		22	22	22	22		
- Wasserstr.			09		24	39	54	09	24	39		54		24	23	23	23		
- Brenscheder Str.			10		25	40	55	10	25	40		55		25	24	24	24		
- Marktstr.			12		27	42	57	12	27	42		57		27	26	26	26		
- Ruhr-Universität			14		29	44	59	14	29	44		59		29	27	27	27		
- Lennershof			15		30	45	7.00	15	30	45		1.00		30	28	28	28		
- Hustadt (TQ)			6.16		6.31	6.46	7.01	7.16	7.31	7.46		1.01		1.31	2.29	3.29	4.29		

FT = nur vor Wochenfeiertagen